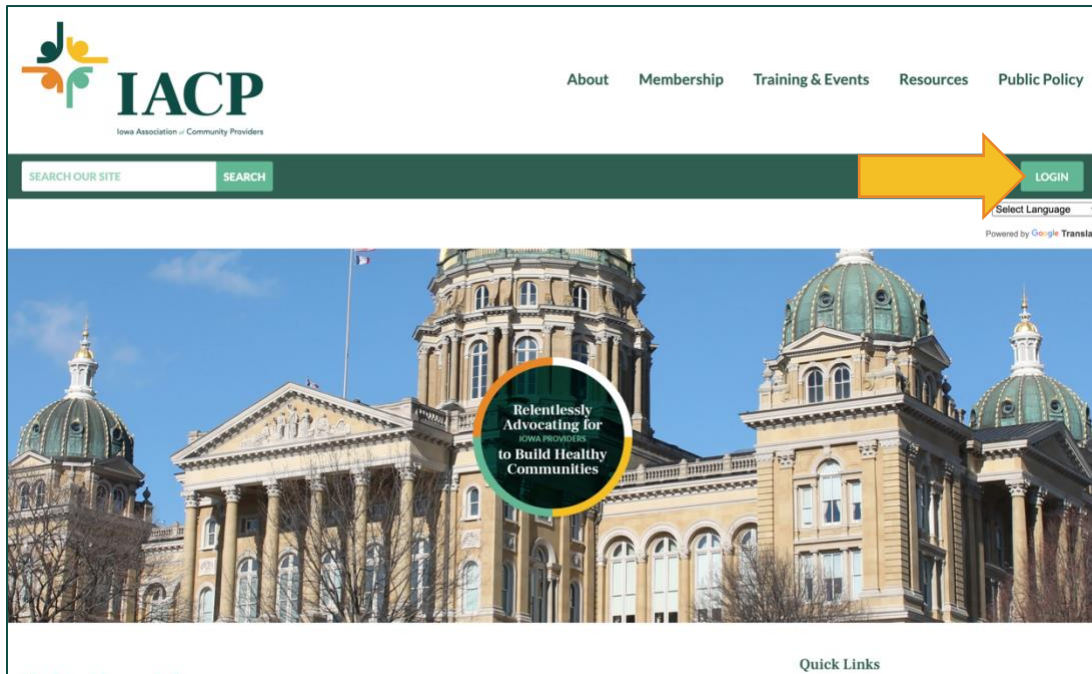
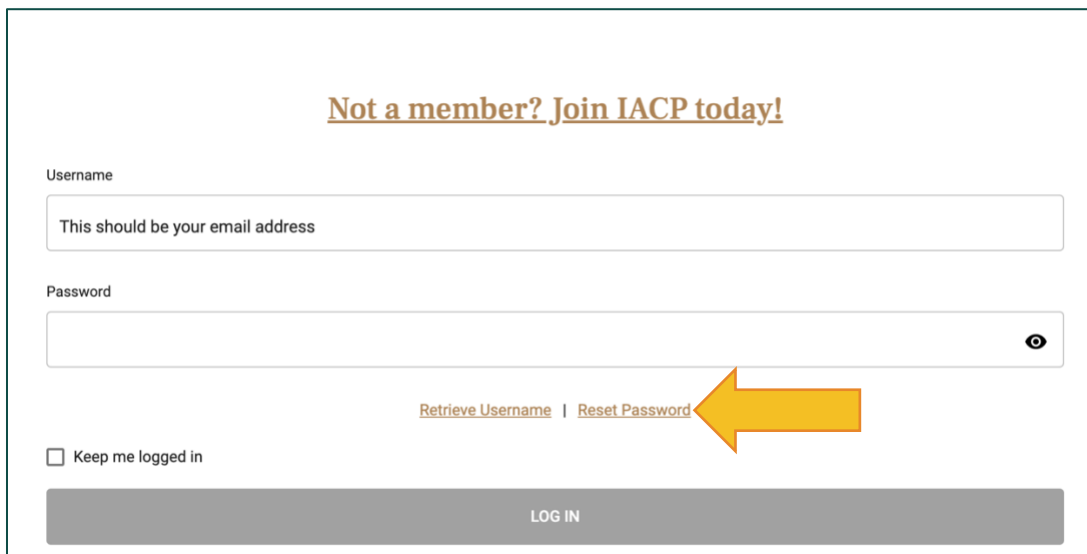


1. First go to the IACP website. <https://www.iowaproviders.org/> and click on the  button.



2. Your username should be your email address, unless you have had an IACP account for awhile or your account was set up incorrectly by a Key Contact at your organization. Then click Reset Password.



Not a member? Join IACP today!

Username

This should be your email address

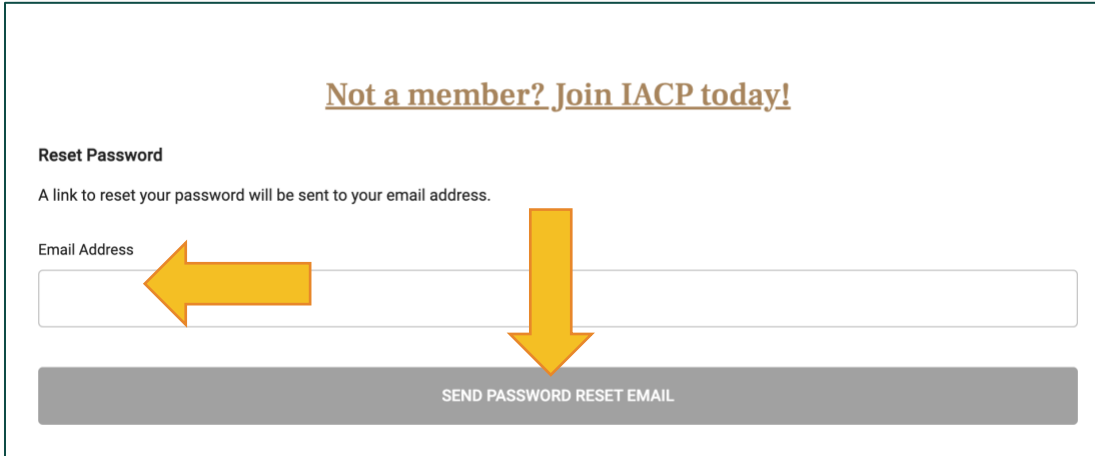
Password

[Retrieve Username](#) | [Reset Password](#)

Keep me logged in

LOG IN

3. This will pop-up a Reset Password page for you, enter your email address and click the button to send password reset email. (This may go into your junk/spam folder in your email or be blocked by your firewall.) Please reach out to [IACP staff](#) for support if you do not receive the email to reset your password.



The screenshot shows a web form titled "Reset Password". At the top, there is a link: [Not a member? Join IACP today!](#). Below the title, it says "Reset Password" and "A link to reset your password will be sent to your email address." There is an "Email Address" label above a text input field. A large yellow arrow points from the input field to the left. Another large yellow arrow points from the input field down to a grey button labeled "SEND PASSWORD RESET EMAIL".

